

# AUTODESK BIM 360 DESIGN FAQ

## 1. What is happening to my Autodesk® Collaboration for Revit® subscription?

As of April 9, 2018, Collaboration for Revit will be repackaged and rebranded as BIM 360® Design. As a current subscriber, you can continue to use your Collaboration for Revit and BIM 360 Team subscription—and enjoy uninterrupted access to your services and projects—for as long as you renew.

## 2. Why is Collaboration for Revit being rebranded and repackaged?

Autodesk is converging its AEC project delivery and construction management solutions into one cloud platform: BIM 360. If you are a Collaboration for Revit subscriber, starting April 9, 2018, you will have access to BIM 360 Design on the new BIM 360 platform in addition to Collaboration for Revit and BIM 360 Team.

## 3. What is new in BIM 360 Design compared to Collaboration for Revit?

BIM 360 Design is a cloud worksharing, design collaboration, and data management product for project delivery, built on the new BIM 360 platform.

With BIM 360 Design you can co-author multi-discipline Revit models and access data management and collaboration functionality like 2D & 3D viewer and markup tool accessible via web, phone, and tablet. You can also use additional features (not available with Collaboration for Revit and BIM 360 Team) like:

- Access controls by user, role, or company, and file- and folder-based permissions
- Issue management
- Tracking and deliverable coordination
- Change visualization, and
- Unlimited storage

If you are using Collaboration for Revit to co-author multi-discipline Revit models and are storing your project data in BIM 360 Team, you may continue to use both for ongoing projects with uninterrupted access for as long as you renew. However, BIM 360 Team does not connect to the new BIM 360 platform. For the full experience, start your new

projects in BIM 360 Design, along with Revit 2018.3 and later versions. For more information on Revit versions that work with BIM 360 Design, please see question 9.

#### **4. What is the new BIM 360 platform?**

BIM 360 is Autodesk's cloud platform for AEC project delivery and construction management that supports informed decision-making throughout the project lifecycle, helping to lead to more predictable and profitable outcomes. It does this by centralizing project data in a common data platform and connecting project stakeholders and workflows – from design to construction to operations, from the field to the office and back – in a single solution.

#### **5.1 How do I activate access to the new BIM 360 platform?**

On April 9th, 2018, you will see that Collaboration for Revit is rebranded in your Autodesk Account. You will have uninterrupted access to Collaboration for Revit and BIM 360 Team on your projects.

**Before creating a new BIM 360 platform account for your team, here are some scenarios to be aware of:**

Different customer groups and their intended actions - See supporting visuals below			
Customer Group	Already have a BIM 360 account from Docs / Field / Build / Glue purchase?	Action to activate new platform functionality	Details
Collaboration for Revit / BIM 360 Design	No	activate with the BIM 360 Design activation form	From Autodesk Account or e-mailed link, make sure to use the BIM 360 Design form and not the BIM 360 Team form to ensure you get access to the new Design Collaboration Module

Collaboration for Revit / BIM 360 Design	Yes, I had both BIM 360 and Collaboration for Revit subscriptions prior to April 9th, 2018	No Action Required	If you already had a BIM 360 account before the April 9th rebranding, you should see your new Design Collaboration module in your account by simply logging in.
--	--	--------------------	---

You will also need to update your Revit version to Revit 2018.3 or later (also releasing April 9) to co-author Revit models and perform cloud worksharing. See question 12 for in-product screenshots.

## **5.2 I have multiple contracts of Collaboration for Revit / BIM 360 Design. Should I activate access for all contracts?**

No, you only need to activate access once for your account. Users from different existing contracts or new purchases, can be added to the same BIM 360 account from within the product without the need to activate again. However, every BIM 360 Design user needs to provided entitlement access within Autodesk Accounts to have access to Revit Cloud Worksharing.

## **6. My data is stored in BIM 360 Team. Is my data being migrated, or do I have to migrate my projects?**

You can continue to use BIM 360 Team as you do today, retaining access to your projects and data. Data in BIM 360 Team will remain separate from the new BIM 360 platform. Projects and data created in one will not be visible in the other. We do not plan on migrating any data at this time.

## **7.1 I have a monthly, annual, 2-year subscription. How is my subscription affected?**

Regardless of how you purchased Collaboration for Revit, you can continue to renew and use as you currently do for as long as you have a valid contract. This also applies to customers who have subscribed via user packs.

## **7.2 I have a token flex agreement for my company. How is my subscription affected?**

Regardless of how you purchased Collaboration for Revit, you can continue to use as you currently do for as long as you have a valid contract.

## **8. Can I add more members to an existing project in BIM 360 Team?**

As a Collaboration for Revit customer, if you wish to add users to your subscription, you can purchase BIM 360 Design subscription packs or individual subscriptions. Each new subscription will give you an additional Collaboration for Revit and BIM 360 Team entitlement.

## **9. Which Revit versions can I use with BIM 360 Design?**

BIM 360 Design can be used with Revit 2018.3 and later versions.

- If you are using Revit 2018.2 or earlier, you can only cloud workshare using the BIM 360 Team platform. If you need to set up a new BIM 360 Team account, [click here](#).
- With Revit 2015 to Revit 2018.2, you can use cloud worksharing in Collaboration for Revit (with BIM 360 Team for data management).
- With Revit 2018.3, you can use cloud worksharing in Collaboration for Revit (with BIM 360 Team for data management) on current projects. You can also use BIM 360 Design. However, projects and data in BIM 360 Team will remain separate from the new BIM 360 platform. Projects and data created in one will not be visible in the other.
- With Revit 2019, cloud worksharing will only work with BIM 360 Design (with data management on the new BIM 360 platform).

## **10: Can I use the Communicator with BIM 360 Design and Docs?**

The Communicator chat tool is not supported with Revit Cloud Worksharing on the BIM 360 Document Management platform. As part of your BIM 360 Design subscription, you may continue to use Communicator with Revit 2018.3 and earlier releases in conjunction with BIM 360 Team. We understand that Communicator addressed certain needs when working in cloud workshared project, such as sync-with-central status, and we are looking at ways in which we may satisfy these workflow needs in the future.

## 11. Is there a price change for BIM 360 Design?

To reflect additional features and functionality, the SRP for BIM 360 Design is now USD 900/user/year\*. For exact pricing details, contact your local sales representative or reseller partner.

## 12. Activation Guide

12.1 Contract Managers for Collaboration for Revit / BIM 360 Design will see the following view in Autodesk Account:

### 1. In Autodesk Account – Collaboration for Revit



**BIM 360 Design**

**Summary** You have access to this service as a benefit of the below contracts and/or subscriptions.

**#11010\*\*\*\*\***

**Description** Click the link to activate access to the new BIM 360 Design (one-time activation required for each account). BIM 360 Design is a cloud worksharing and design collaboration tool for distributed, multidisciplinary teams. Team members can co-author Revit models in the cloud and share deliverables across project teams.

**Click here to Activate Account**

Only activate once per account. If your account is already active or you have a current BIM 360 Docs, Field, or Glue account, go to [b2.autodesk.com/login](https://b2.autodesk.com/login) to login.

**Here's your Contract Number**

You'll need this to activate your account.

**Or, click "Contract details" for more**  
which sends you below



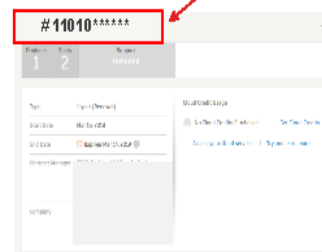
**BIM 360 Design - Single User** [New](#)

2 seats • subscription • single-user

**Summary** subscription ⓘ Expires Mar 14, 2019

**Description** Click the link to activate access to the new BIM 360 Design (one-time activation required for each account). BIM 360 Design is a cloud worksharing and design collaboration tool for distributed, multidisciplinary teams. Team members can co-author Revit models in the cloud and share deliverables across project teams.

**Contract Number**



**#11010\*\*\*\*\***

1 2

Type: Type (Default)

Start Date: Mar 14, 2019

End Date: Mar 14, 2019

License: [BIM 360 Design](#)

Contract Manager: [BIM 360 Design](#)

12.2 This is the web form that you will fill out to request access to BIM 360 Design for your team. Please note, fill this form only once, even if you manage multiple contracts as stated in 5.2 above.

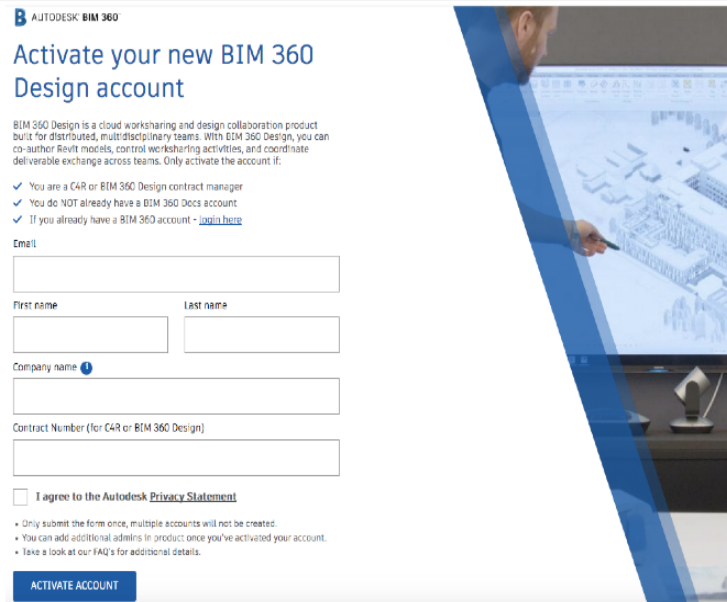
## 2. Web Form – BIM 360 Design

### Activate Account

link goes to this  
Web form

### Only activate once per account.

If your account is already active or you have a current BIM 360® Docs, BIM 360 Field, or Glue account, go to [b2.autodesk.com/login](https://b2.autodesk.com/login) to login.



**AUTODESK BIM 360**

### Activate your new BIM 360 Design account

BIM 360 Design is a cloud worksharing and design collaboration product built for distributed, multidisciplinary teams. With BIM 360 Design, you can co-author Revit models, control worksharing activities, and coordinate deliverable exchange across teams. Only activate the account if:

- ✓ You are a C4R or BIM 360 Design contract manager
- ✓ You do NOT already have a BIM 360 Docs account
- ✓ If you already have a BIM 360 account - [login here](#)

Email:

First name:  Last name:

Company name:

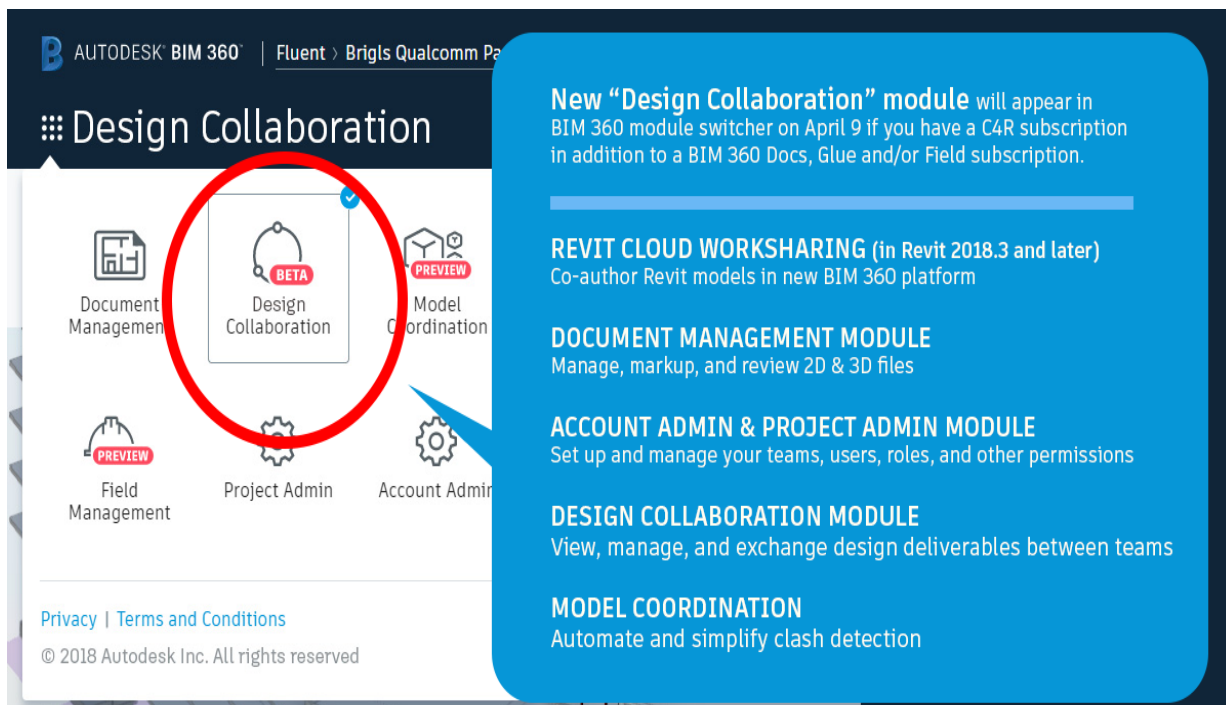
Contract Number (for C4R or BIM 360 Design):

☐ I agree to the Autodesk [Privacy Statement](#)

• Only submit the form once, multiple accounts will not be created.  
• You can add additional admins to product once you've activated your account.  
• Take a look at our [FAQ's](#) for additional details.

**ACTIVATE ACCOUNT**

12.3 On April 9th, this is what you will see inside the new BIM 360 platform once given access to BIM 360 Design.



**AUTODESK BIM 360** | Fluent > Brigs Qualcomm Pa

## Design Collaboration

**Document Management**

**Design Collaboration** (BETA)

**Model Coordination** (PREVIEW)

**Field Management** (PREVIEW)

**Project Admin**

**Account Admin**

[Privacy](#) | [Terms and Conditions](#)

© 2018 Autodesk Inc. All rights reserved

**New “Design Collaboration” module** will appear in BIM 360 module switcher on April 9 if you have a C4R subscription in addition to a BIM 360 Docs, Glue and/or Field subscription.

**REVIT CLOUD WORKSHARING** (in Revit 2018.3 and later)  
Co-author Revit models in new BIM 360 platform

**DOCUMENT MANAGEMENT MODULE**  
Manage, markup, and review 2D & 3D files

**ACCOUNT ADMIN & PROJECT ADMIN MODULE**  
Set up and manage your teams, users, roles, and other permissions

**DESIGN COLLABORATION MODULE**  
View, manage, and exchange design deliverables between teams

**MODEL COORDINATION**  
Automate and simplify clash detection

12.4 This is what you will see in Revit 2018.3 once you activate access to BIM 360 Design and initiate collaboration to the cloud. Revit 2018.3 is the Revit version in which you can collaborate in both, the new BIM 360 Design, as well as classic Collaboration for Revit with BIM 360 Team for data management.

